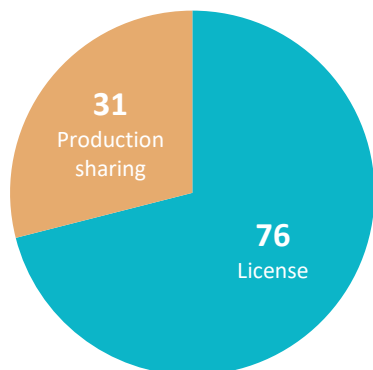
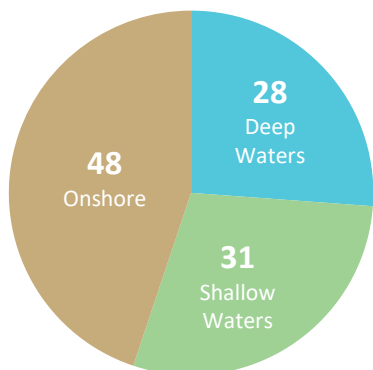


Oil Rounds



107

Awarded Exploration and Extraction Contracts



International Public Bidding Processes

17

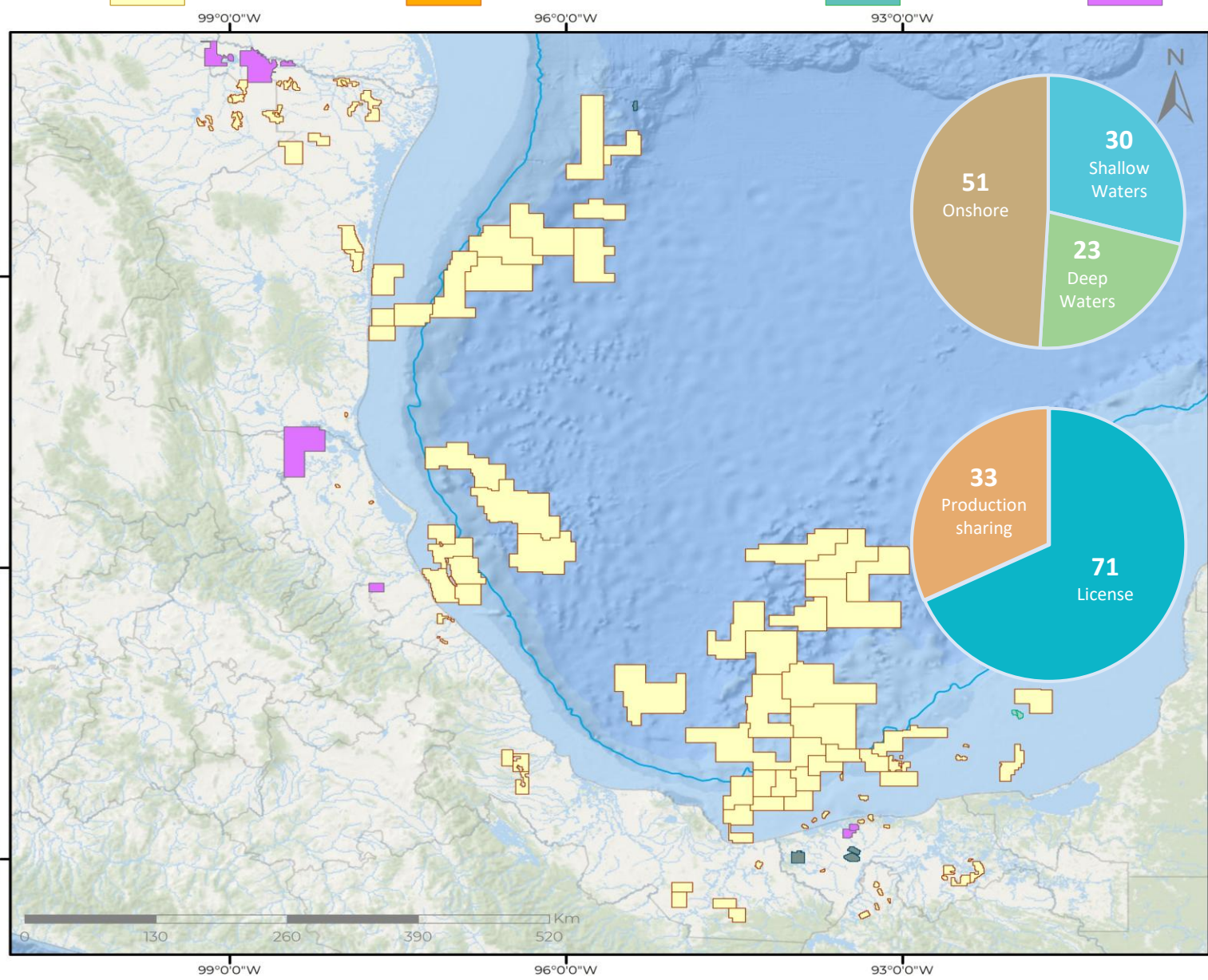
Completed



Oil Contracts

104

Current Hydrocarbon Exploration and Extraction Contracts¹



Cumulative revenue as of September 2024



11,905

million dollars

Cumulative investment as of November 2024



18,102

million dollars

Production reported to the FMP³ for the calculation of the compensation during November 2024



28

Producing contracts



168.4

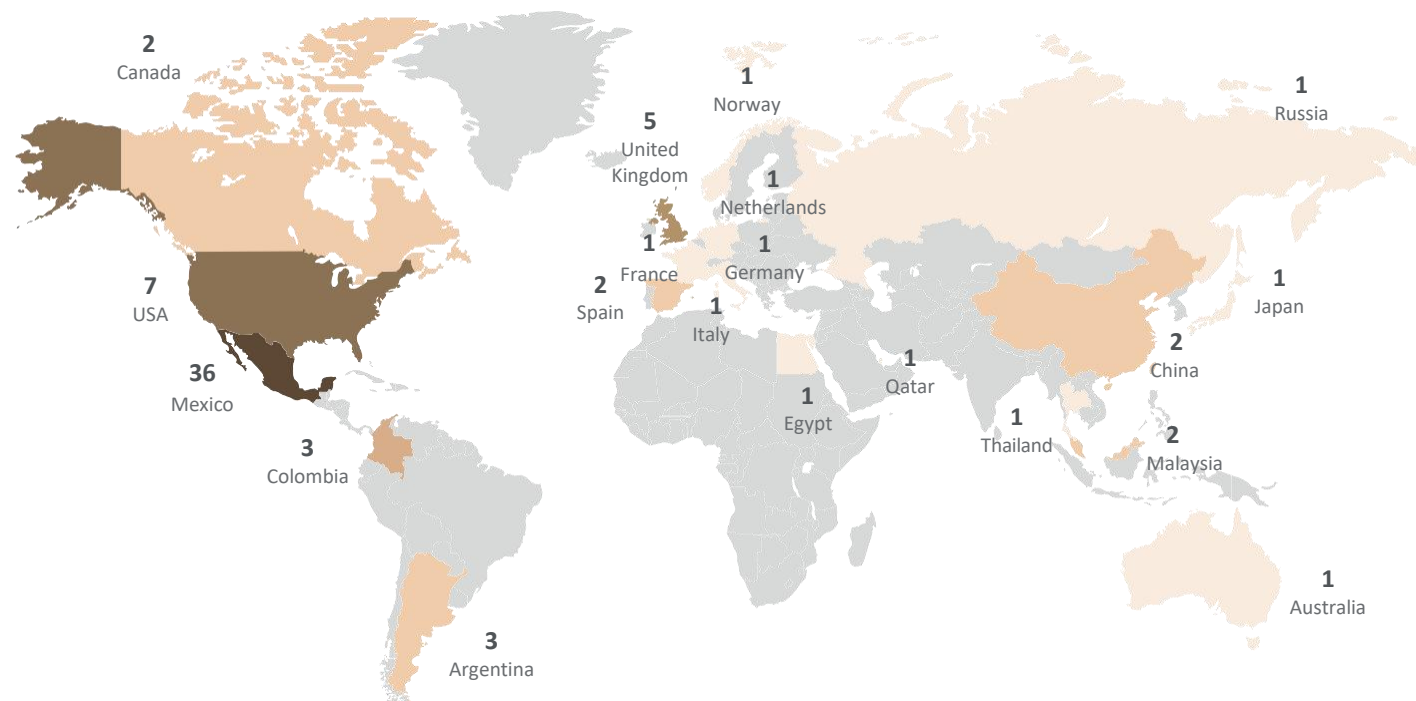
Mbd



181.8

MMcfd

73 bidder companies² with current contracts
20 countries



¹The CNH-R01-L03-A14/2015, CNH-R01-L04-A2.CPP/2016, CNH-R01-L01-A2/2015, CNH-R01-L04-A3.CS, CNH-R01-L04-A3.CPP/2016, CNH-R03-L01-G-CS-03/2018, CNH-R01-L04-A1.CS/2016 and CNH-R01-L04-A4.CPP/2016 contracts were terminated early

² Includes partners from the Petróleos Mexicanos migrations and companies incorporated due to the transfer of the participation interest.

³ Fondo Mexicano del Petróleo para la Estabilización y el Desarrollo (FMP).

Source: National Hydrocarbon Commission
Update date: January 14, 2025.